



# PL-C Cluster 2-Pin Base

## PL-C 13W/827/2P/ALTO

Philips Linear Compact Fluorescent Lamps offer designers, specifiers and end-users new levels of efficiencies and versatility in sizes, configurations and application possibilities. With so many elegant fixtures available to complement their small size, high light output and advanced technology, Philips Energy Advantage lamps are fast becoming the preferred choice when maximum efficiency and sleek design solutions are required.

### Product data

General Information	
Base	GX23-2 [ GX23-2]
Life To 10% Failures (Nom)	6500 h
Life to 50% Failures (Nom)	10000 h
LSF 2000 h Rated	99 %
LSF 4000 h Rated	98 %
LSF 6000 h Rated	92 %
LSF 8000 h Rated	78 %
Light Technical	
Color Code	827 [ CCT of 2700K]
Initial lumen (Nom)	800 lm
Luminous Flux (Rated) (Nom)	800 lm
Color Designation	Incandescent White
Correlated Color Temperature (Nom)	2700 K
Luminous Efficacy (rated) (Nom)	62 lm/W
Color Rendering Index (Nom)	82
LLMF 2000 h Rated	92 %
LLMF 4000 h Rated	87 %

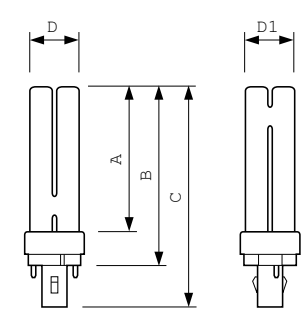
LLMF 6000 h Rated	84 %
LLMF 8000 h Rated	81 %
Operating and Electrical	
Power (Rated) (Nom)	12.7 W
Lamp Current (Nom)	0.285 A
Temperature	
Design Temperature (Nom)	28 °C
Controls and Dimming	
Dimmable	No
Mechanical and Housing	
Cap-Base Information	2P
Approval and Application	
Energy Efficiency Label (EEL)	A

PL-C Cluster 2-Pin Base

Mercury (Hg) Content (Nom)	1.4 mg
Product Data	
Order product name	PL-C ALTO 13W/827 GX23-2 /2P 1CT
EAN/UPC - Product	046677109530
Order code	383109

Numerator - Quantity Per Pack	1
Numerator - Packs per outer box	10
Material Nr. (12NC)	927904982730
Net Weight (Piece)	49.900 g

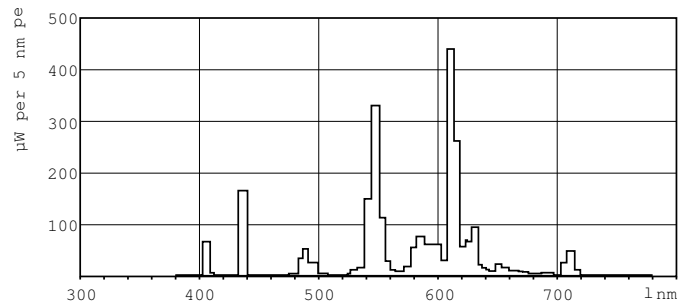
Dimensional drawing



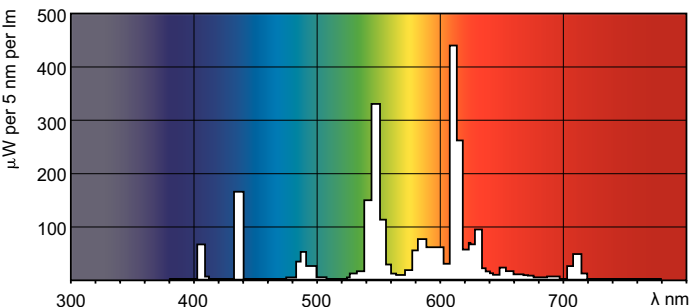
PL-C ALTO 13W/827/2P

Product	D (max)	D1 (max)	A (max)	B (max)	C (max)
PL-C ALTO 13W/827	27.1 mm	27.1 mm	80.7 mm	99.0 mm	121.6 mm
GX23-2 /2P 1CT					

Photometric data

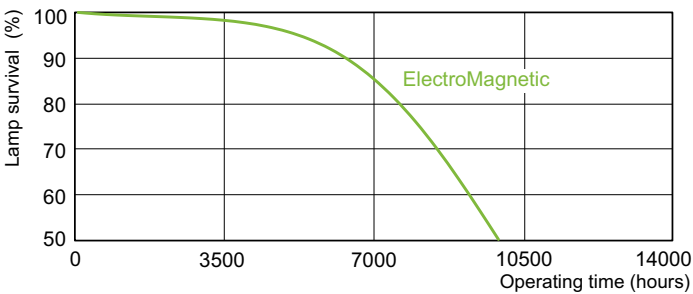


LDPB\_PLC2P\_827-Spectral power distribution B/W



LDPO\_PLC2P\_827-Spectral power distribution Colour

Lifetime



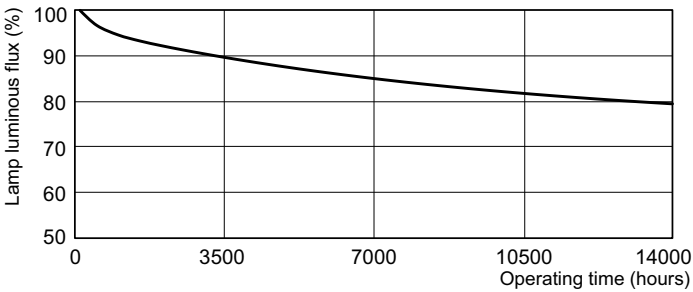
LDLE\_PLC2P\_0001-Life expectancy diagram



LDLE\_PLC2P\_0002-Life expectancy diagram

PL-C Cluster 2-Pin Base

Lifetime



LDLM\_PLC2P\_0001-Lumen maintenance diagram

